

Welcome!

Quick Write:

1. What do you feel is your biggest strength?
2. What would your family list as your strengths?
3. What would your friends list as your strengths?

EXPLORING MY STRENGTHS

Naviance Family Connection

<http://connection.naviance.com/sequoiahs>

SESSION #1 - WHAT IS THE STRENGTHS EXPLORER SURVEY?

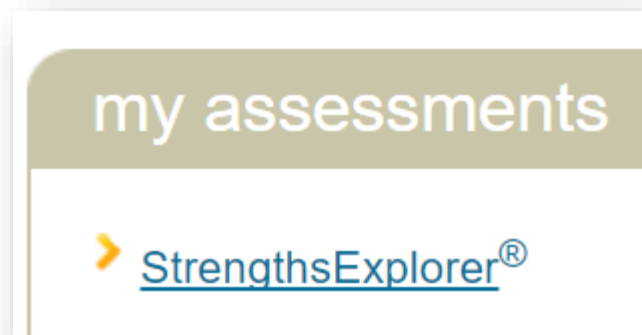
StrengthsExplorer®

Knowing your strengths and natural talents is the first step in helping you be successful in life.

The **StrengthsExplorer®** is a survey all about **you!**

The survey will help you uncover your personal talents and your potential strengths.

When you complete the survey, you will be provided with additional information to help identify your future plans



Important Things to Remember in StrengthsExplorer®

- There will be 78 questions
- You can only take this assessment **ONCE!** *(It can't be reset by school)*
- If you do not finish, don't worry... your answers are automatically saved.

Log-in to Naviance Family Connection

Log-in:

<http://connection.naviance.com/sequoiahs>

username: student ID#

password: last **4-digits** of your
student ID + **2-digits** for the **day**
you were born

Welcome to Family Connection

Nice to see you again! Please log in.

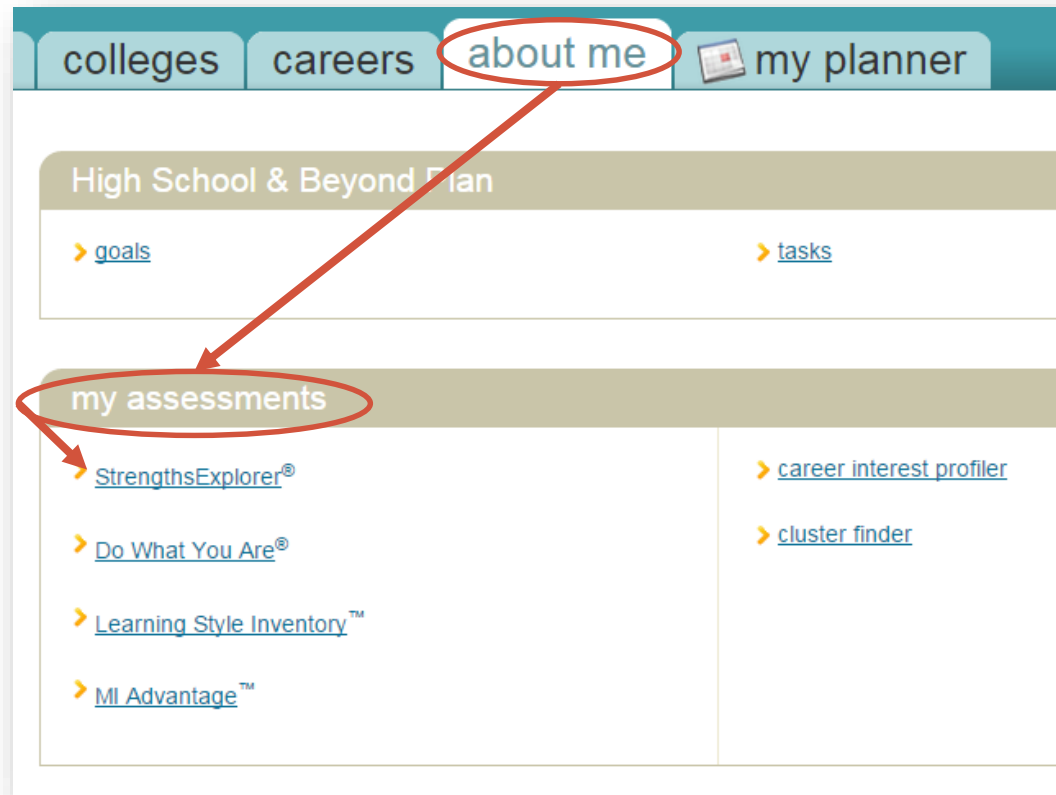
username

password

☐ remember me

Log In

StrengthsExplorer®



Locate the **my assessments** section and click the link for **StrengthsExplorer®**

Taking the StrengthsExplorer®

Quick Tips

- You'll answer 78 short questions.
- You can only take this once. (Your school can't reset this for you.)
- You can't go back and change your answers as you progress.
- Your answers are automatically saved, but we recommend finishing it in one sitting.

StrengthsExplorer® - identify your talents

1. intro

2. take assessment

3. view results

Find out what your talents are:

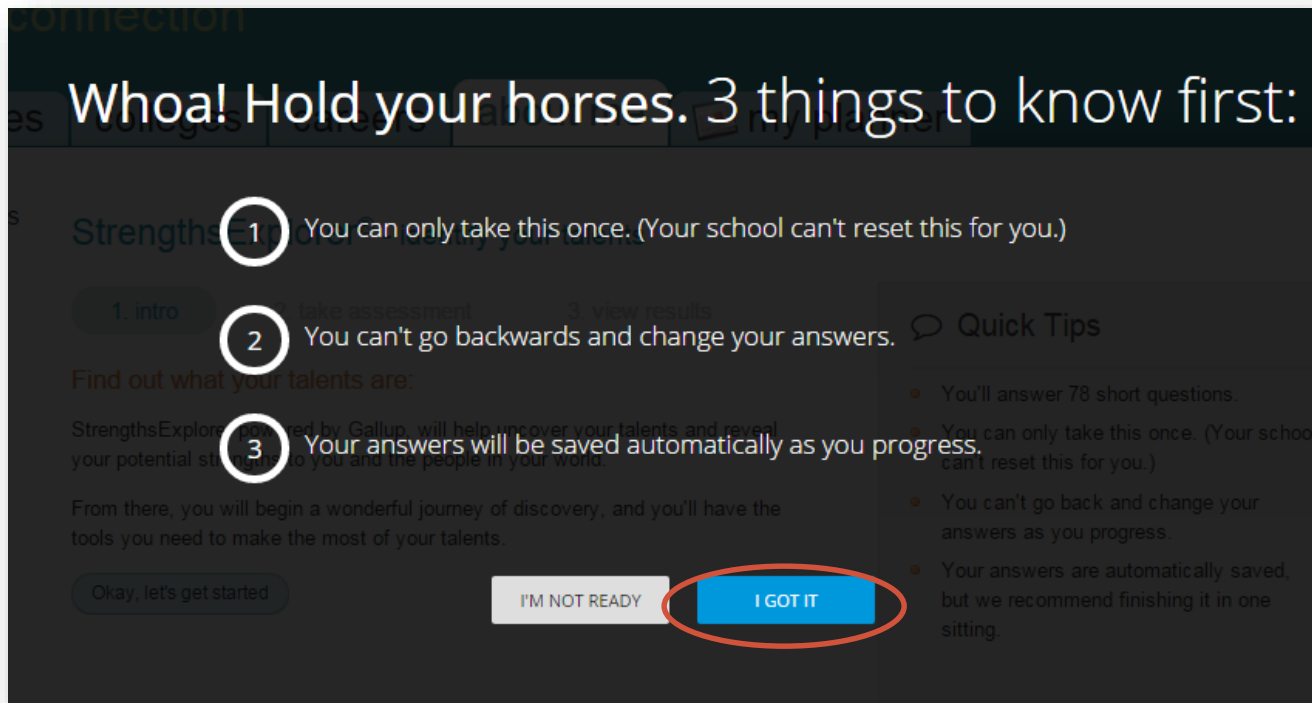
StrengthsExplorer powered by Gallup, will help uncover your talents and reveal your potential strengths to you and the people in your world.

From there, you will begin a wonderful journey of discovery, and you'll have the tools you need to make the most of your talents.

Okay, let's get started

Make sure to read the **Quick Tips** and, when you are ready, click the button to get started.

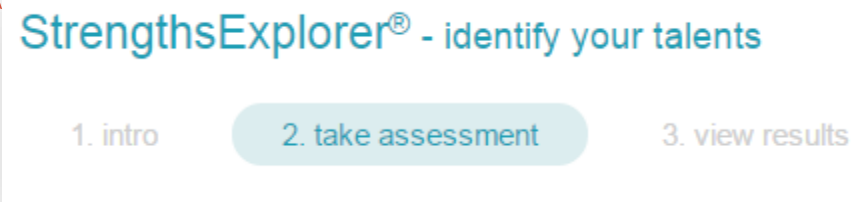
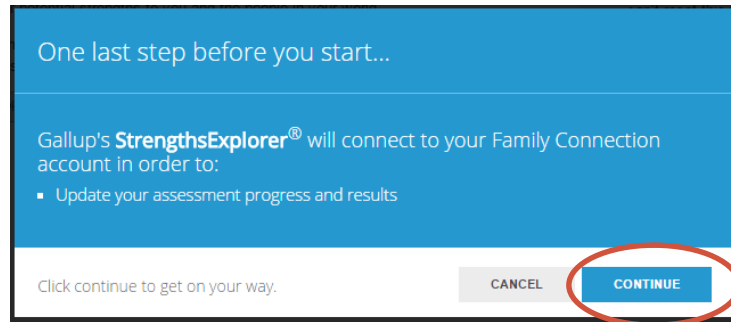
As a Reminder...



Prior to starting your **StrengthsExplorer®**, you confirm that you understand three things about the assessment.

When you are ready, click **I Got It** and begin.

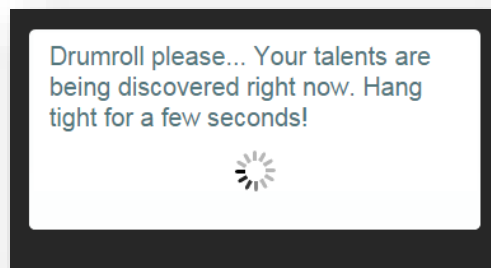
Start StrengthsExplorer®



As you begin **StrengthsExplorer®**, you will be notified that the assessment will be connected to your Family Connection account. Click **Continue** and you will begin the first question.

SESSION #2 – VIEWING STRENGTHS EXPLORER RESULTS

Your StrengthsExplorer® Results



StrengthsExplorer® - Identify your talents

1. intro 2. take assessment 3. view results


Here are your top 3 themes:

Dependability
Trust is important to you, and you care about being seen as responsible and trustworthy. People count on you to do what you say you will do. When you make a promise, you mean to keep it.


Achieving
You have more energy and more goals than other people. You love a sense of accomplishment.


Future Thinker
Your mind loves to think and dream about the future. You are a person who thinks about what is possible, not what is impossible.


[See Related Career Pathways](#)


 **Student Resources**

Your top 3 themes are your areas of natural talent - ways in which we naturally think, feel, and act. We are all naturally good at some things, and the resources below will help you understand what those things are and the career pathways associated with them.

 [View Full Report](#)

 [View Your Workbook](#)

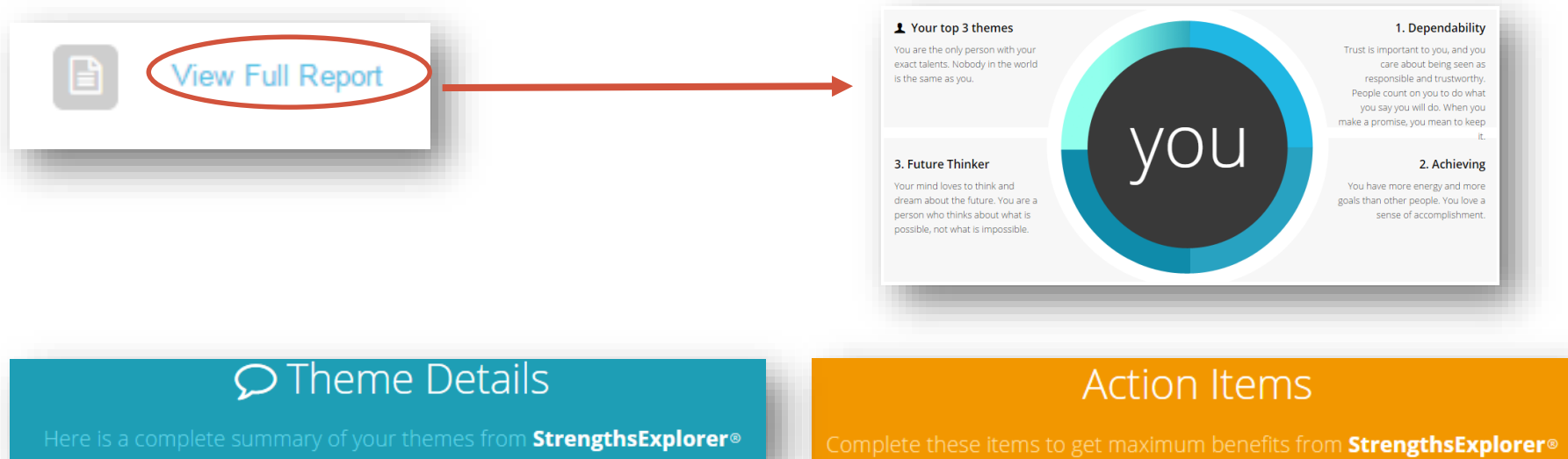
 [See Related Career Pathways](#)

Tell me more! 

After the **StrengthsExplorer®** survey is completed, you can **view results**.

Your top 3 themes will be identified and you can access your **Full Report, Workbook, and Related Career Pathways**.

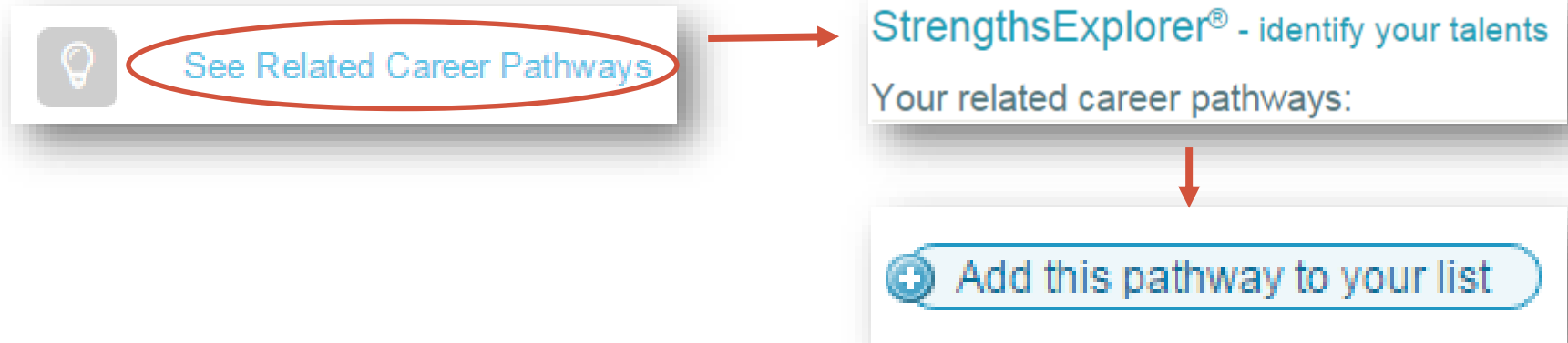
StrengthsExplorer® Full Report



The **StrengthsExplorer® Full Report** describes your personalized three themes at the top.

Scroll down to get the **summary of details** from your report including a list of potential action items.

See Related Career Pathways



By clicking the link to **See Related Career Pathways**, you will see a detailed list based on your three themes.

For each theme, there will be links to explore possible career pathways.

You can preview the details for each related career and if you choose, you can click the button to **Add this pathway to your list.**

Naviance Questions?

If you have any questions, please contact naviance@everettsd.org. Be sure to provide your name and school.

To check messages sent to you through Naviance Family Connection, login and click the link for your **messages** on the right-hand side.

To contact your counselor, click the **contact us** link.

